



9 August 2023

Dear Electoral Representation Advisory Panel,

**Re: Local Council Electoral Structure Review: Port Phillip City Council**

The Victorian Pride Lobby writes to make a submission to the electoral representation advisory panel, addressing the models proposed by the panel in its preliminary report.

We believe that it is important that there are distinct communities of interest around Balaclava and Ripponlea; St Kilda; and St Kilda West that need to be represented in any ward structure. These are suburbs with a significantly higher proportion of same-sex couples, according to the Australian Bureau of Statistics.

We have developed our own proposed ward structure (attached) that builds on some of the wards proposed by the panel in its preliminary report.

Our **Balaclava Ward** (in pink) incorporates Balaclava and Ripponlea as well as a small strip of Elwood along Brighton Road, and is essentially a replica of the Canal Central Ward in Model 1. The remainder of Elwood is in our proposed **Elwood Ward** (in dark blue), which is essentially a replica of the Canal South Ward in Model 1.

All three proposed models split up St Kilda and St Kilda West, which are two distinct communities of interest. In our proposed ward structure, we have attempted to create two wards that better reflect these communities of interest.

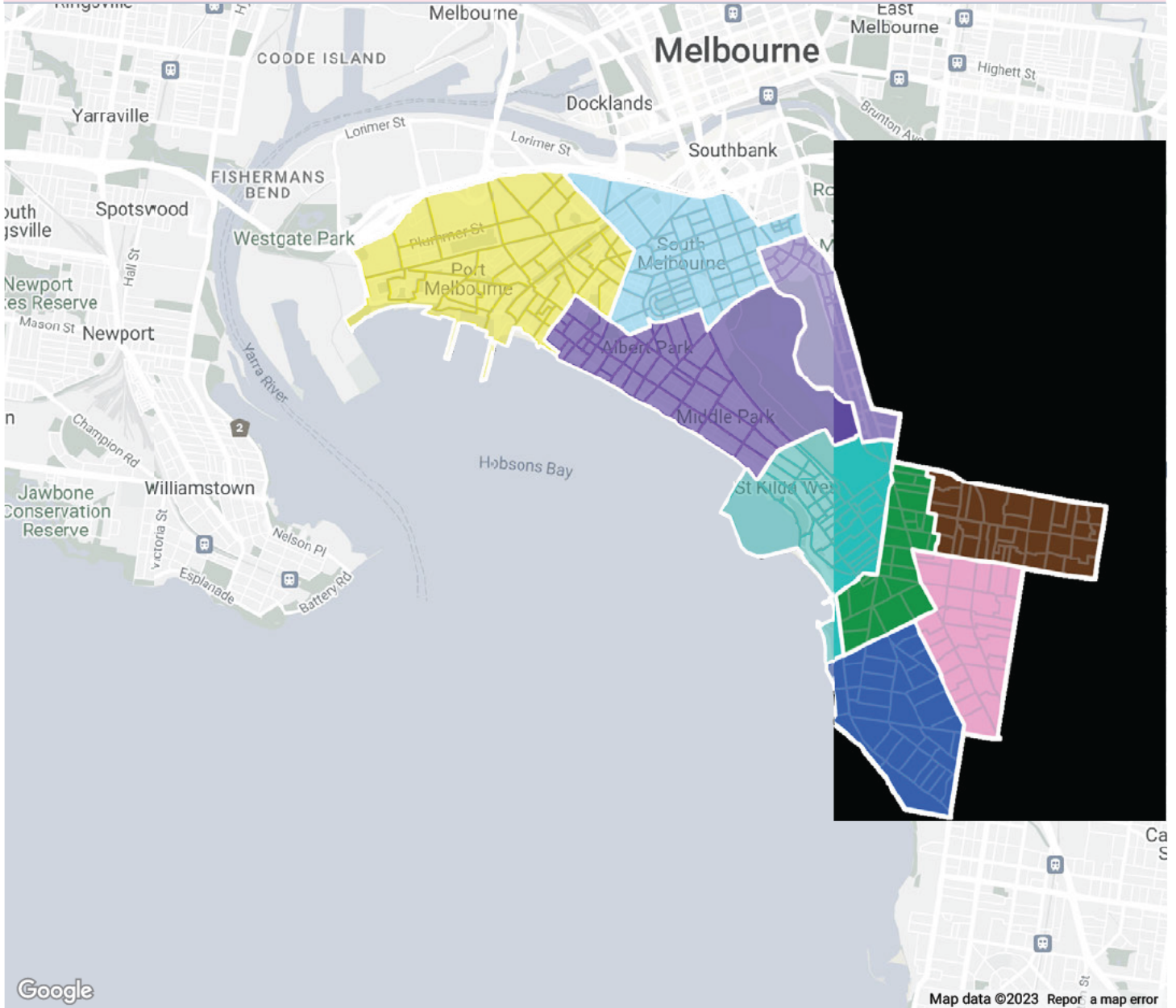
Our **St Kilda West Ward** (in teal) incorporates St Kilda West as well as Grey Street and the foreshore, plus a small pocket east of Albert Park. It includes the Victorian Pride Centre and Fitzroy Street, the location of Pride March. Our **St Kilda Central Ward** (in green) incorporates the central part of St Kilda along St Kilda Road and down to the St Kilda Botanical Gardens. The remainder of St Kilda is in our **St Kilda East Ward** (in brown), which is similar to the St Kilda East Ward in Model 2.

Whilst we don't contend that these boundaries are perfect, we believe they better represent the distinct communities of interest in St Kilda and St Kilda West.

We thank you for the opportunity to make this submission and would welcome the opportunity to speak at the public hearing.

Yours sincerely,










**Austin Fabry-Jenkins and Liam Elphick**  
Co-Convenors, Victorian Pride Lobby












## MY WARDS

Wards	Councillors	Voters	Deviation
 Unassigned	0	0	

## CURRENTLY IN VIEW

 Albert Park	<input type="text" value="1"/>	11,826	+8.88%
 Baccava	<input type="text" value="1"/>	10,612	-2.30%
 Ewood	<input type="text" value="1"/>	10,988	+1.16%
 Fawcner	<input type="text" value="1"/>	11,587	+6.68%
 Port Melbourne	<input type="text" value="1"/>	11,938	+9.91%
 South Melbourne	<input type="text" value="1"/>	10,477	-3.54%
 St Kilda Central	<input type="text" value="1"/>	9,945	-8.44%
 St Kilda East	<input type="text" value="1"/>	10,011	-7.83%
 St Kilda West	<input type="text" value="1"/>	10,371	-4.52%

## ALL

 Albert Park	<input type="text" value="1"/>	11,826	+8.88%
 Baccava	<input type="text" value="1"/>	10,612	-2.30%
 Ewood	<input type="text" value="1"/>	10,988	+1.16%
 Fawcner	<input type="text" value="1"/>	11,587	+6.68%
 Port Melbourne	<input type="text" value="1"/>	11,938	+9.91%
 South Melbourne	<input type="text" value="1"/>	10,477	-3.54%
 St Kilda Central	<input type="text" value="1"/>	9,945	-8.44%
 St Kilda East	<input type="text" value="1"/>	10,011	-7.83%
 St Kilda West	<input type="text" value="1"/>	10,371	-4.52%

Total councillors

9 Wards

Add Ward 